





HR17i

Activation + Safety

Flexible High Mount Industrial Door Combined Activation & Safety

Highly manoeuvrable detection area at mounting heights of up to 6m



- **High Mount**
Unprecedented combined door activation and pedestrian safety at mounting heights of up to 6m
- **Construction Free Door Opening**
Replace in-ground loop detectors by providing identical features in an easy to install overhead mounted device
- **Unparalleled Pedestrian Safety**
Pivoted sensor head allows a static presence detection area to be focused directly in front of the door close zone
- **Eliminate Door/Goods Damage**
Infinity presence timer prevents door closures on static objects left in the door close zone



www.hotron.com

HOTRON

HR17i

Activation + Safety



Technical Specification

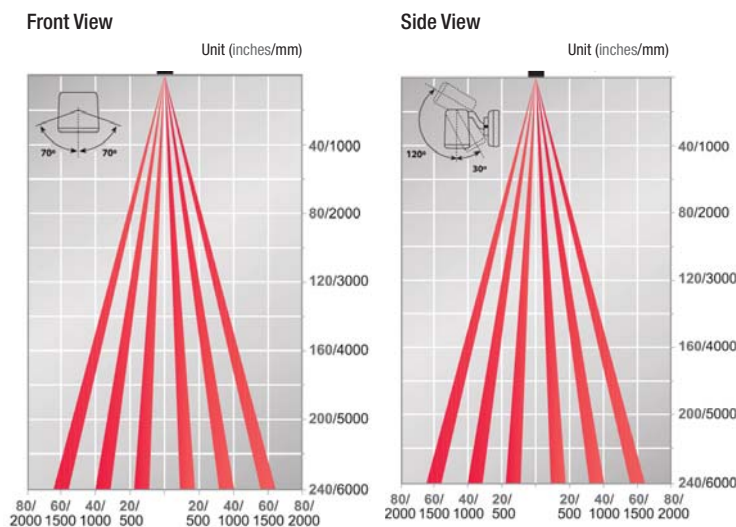
Accessories



Cable 12M
Hotron 12M Cable

Model	HR17i Industrial Door Activation + Safety	
Detection Method	Active Infrared Detection	
Installation Height	Max 3000mm to 6000mm (9.8ft to 19.7ft)	
Sensor Dimensions	114mm (W), 145mm (H), 108mm (D)	
Pattern Adjustment	Width Adjustment: Wide or Narrow Pattern (Dip Switch) Width Adjustment: Left or Right (Flexible sensor head) Depth Adjustment: 3 or 4 rows of detection (Dip Switch) Depth Adjustment: Up or Down (Flexible sensor head)	
Presence Timer	2sec, 1min, 10min and infinity (all 4 rows)	
IP Rating	55	
Power Supply	12 to 24V AC or DC \pm 10%	
Power Consumption	AC12V-2.5 [VA] (Max), DC12V-150 [mA] (Max) AC24V-2.8 [VA] (Max), DC24V-75 [mA] (Max)	
Output Relay	Relay contact: DC30V 2A (Resistance Load)	
Relay Hold Time	Approx. 0.5 sec	
LED Indication	Indicator LED: Power On	= Red On
	Indicator LED: Detecting	= Red Off
	Indicator LED: Self Diagnostics	= Red Flashing
	Reflection level monitor LED Normal	= Red Off
	Reflection level monitor LED High Reflection	= Red On
Operating Temperature	-20°C to +55°C, (-4°F to 131°F)	
Weight	380g (0.83 lbs)	
Available Colours	White: Product Code	= HR17i-12M
Accessories Provided	12m Connection Cable, Mounting Template, Mounting Screws, Installation Instructions	

Detection Area (inches/mm)



Plan View

